

STUDOR
IPS CORPORATION

MAXI-CAP®

General:



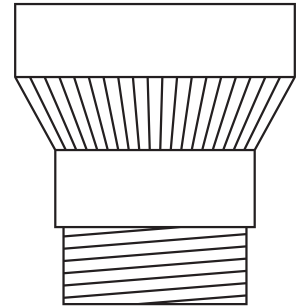


The MAXI-CAP can be installed on MAXI-VENT® in outdoor installations to protect MAXI-VENTs from damaging UV Rays and extreme temperatures.

Installation:

- A. Fits over the MAXI-VENT and styrofoam cover. If desired, paint cap prior to installation.
- B. Attach styrofoam to cap of valve with double-sided adhesive.
- C. Attach metal cap to styrofoam with double-sided adhesive.
- D. Ensure that one open vent pipe is maintained..

Materials:

- A. Spun 1100-O Aluminum Cap
- B. 2 pieces of double-sided adhesive



Double-side adhesive

Item #	Model #	Product Description	Quantity
20398	20398	Fits on Maxi Vent	1